EMPLOYMENT AND ECONOMIC DEVELOPMENT

REGIONAL PROFILE

Region 2

Region 2 is a part of Economic Development Region 2, which is located in the Northwest Planning Region.

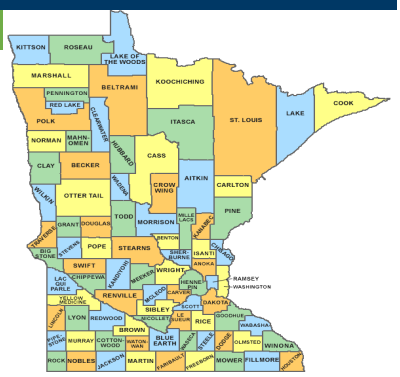

86,266 people	
Population change, 2010-2018	*3,243 people*
	3.9% increase

Median Age

42.3 years

Region 2 was the 11th largest region but the 4th fastest growing region in the state from 2010 to 2018. Region 2's population was aging - the number of people aged 65 years and over increased by 5094 people since 2000.

Population by Age Group, 2017		
Under 5 years	5,777	6.7%
5-14 years	11,848	13.8%
15-24 years	12,039	14.0%
25-34 years	9,544	11.1%
35-44 years	9,002	10.5%
45-54 years	9,430	11.0%
55-64 years	11,973	14.0%
65-74 years	9,276	10.8%
75-84 years	4,856	5.7%
85 years & over	2,004	2.3%
Total Population	**85,749**	**100.0%**

Source: U.S. Census Bureau, Population Estimates

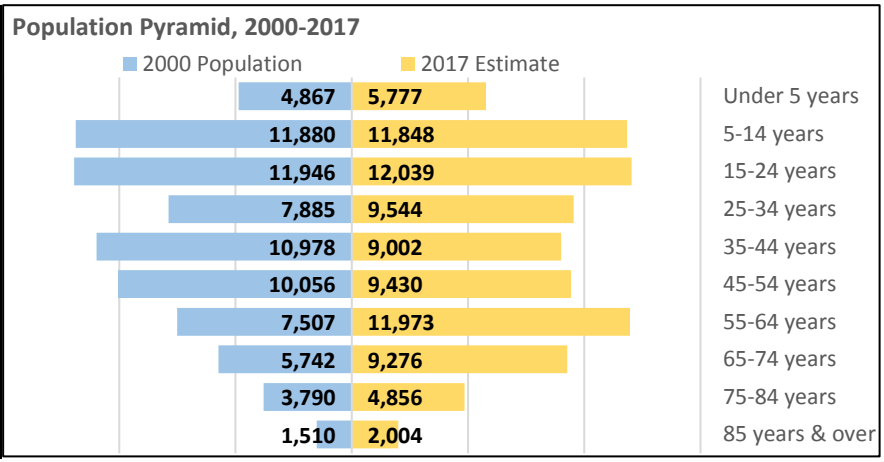

Region 2's population was becoming more diverse over time. Since 2000, the county's white population increased and the number of people of other races increased.

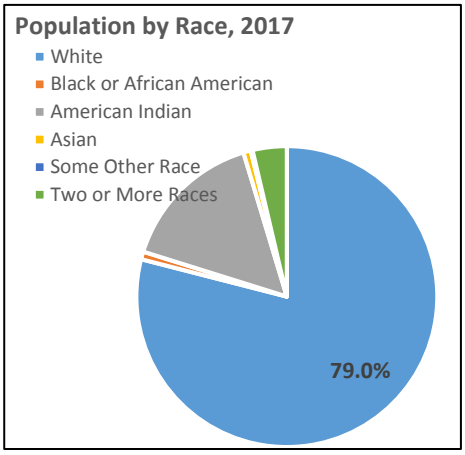

Race and Hispanic Origin, 2017	Region 2 Number	Region 2 Percent	Region 2 *Change from 2000-2017*	Minnesota Percent	Minnesota *Change from 2000-2017*
Total	**84,755**	**100.0%**	***11.3%***	**100.0%**	***11.6%***
White	66,957	79.0%	*5.8%*	83.7%	*4.5%*
Black or African American	700	0.8%	*233.3%*	6.0%	*90.4%*
American Indian or Alaska Native	13,150	15.5%	*22.7%*	1.0%	*4.7%*
Asian or Other Pac. Islanders	673	0.8%	*110.3%*	4.7%	*79.2%*
Some Other Race	167	0.2%	*2.5%*	1.7%	*45.3%*
Two or More Races	3,108	3.7%	*109.7%*	2.8%	*86.7%*
Hispanic or Latino origin	1,886	2.2%	*186.6%*	5.2%	*98.5%*

Source: U.S. Census Bureau, 2013-2017 American Community Survey

Region 2 enjoyed a natural increase - more births than deaths from 2010 to 2017, and also experienced net in-migration - more people moved in than moved out. Region 2's population is expected to grow from 2020 to 2030.

Population Projections, 2020-2030			*2020-2030 Change*	
Region 2	**2020 Projection**	**2030 Projection**	***Numeric***	***Percent***
Under 14 years	16,452	15,192	*-1,260*	*-7.7%*
15-34 years	22,446	24,232	*1,786*	*8.0%*
35-54 years	17,677	18,140	*463*	*2.6%*
55-74 years	22,184	19,262	*-2,922*	*-13.2%*
75 years & over	8,146	12,209	*4,063*	*49.9%*
Total	**86,905**	**89,035**	***2,130***	***2.5%***

Source: Minnesota State Demographic Center

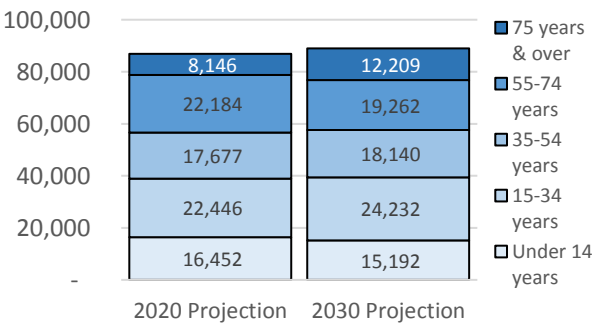

Region 2

Region 2's labor force expanded 7.3%, growing slightly slower than the state's 7.8% growth rate from 2003 to 2018.

43,148 available workers

Labor Force change, 2003-2018 — *2,947 workers*, *7.3% increase*

4.7% unemployment rate

1.0 jobseekers per vacancy

Source: DEED Local Area Unemployment Statistics

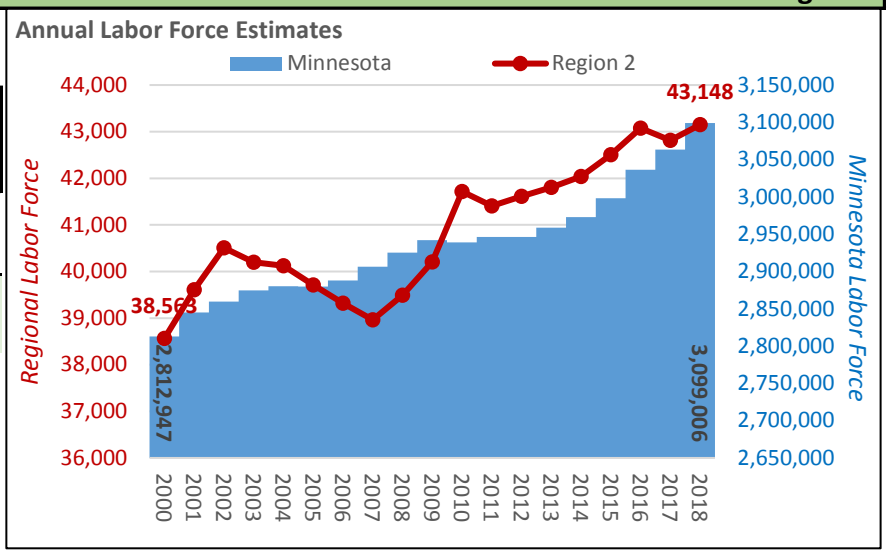

In sum, Region 2 was home to 2355 business establishments providing an average of 32184 jobs in 2018. Region 2's economy grew 6.9% from 2013 to 2018, slightly lagging the state's 7.0% growth rate.

2,355 business establishments

$40,768 annual average wage

32,184 jobs

$1,312,084,669 total industry payroll

Job change, 2013-2018 — *2,082 jobs*, *6.9% increase*

Region 2 Industry Employment Statistics, 2018	Number of Jobs	*Percent of Jobs*	*Average Annual Wage*
Agriculture, Forestry, Fish & Hunt	#N/A	*#N/A*	#N/A
Mining	#N/A	*#N/A*	#N/A
Construction	2,030	*6.3%*	$53,161
Manufacturing	2,559	*8.0%*	$50,564
Utilities	240	*0.7%*	$83,513
Wholesale Trade	633	*2.0%*	$43,944
Retail Trade	4,417	*13.7%*	$25,476
Transportation & Warehousing	1,062	*3.3%*	$52,058
Information	436	*1.4%*	$45,172
Finance & Insurance	718	*2.2%*	$49,398
Real Estate & Rental & Leasing	184	*0.6%*	$32,840
Professional & Technical Services	492	*1.5%*	$42,302
Management of Companies	30	*0.1%*	$66,566
Admin. Support & Waste Mgmt. Svcs.	444	*1.4%*	$26,254
Educational Services	3,446	*10.7%*	$47,097
Health Care & Social Assistance	6,143	*19.1%*	$52,487
Arts, Entertainment, & Recreation	1,393	*4.3%*	$27,719
Accommodation & Food Services	3,572	*11.1%*	$15,223
Other Services	794	*2.5%*	$25,970
Public Administration	2,984	*9.3%*	$46,000

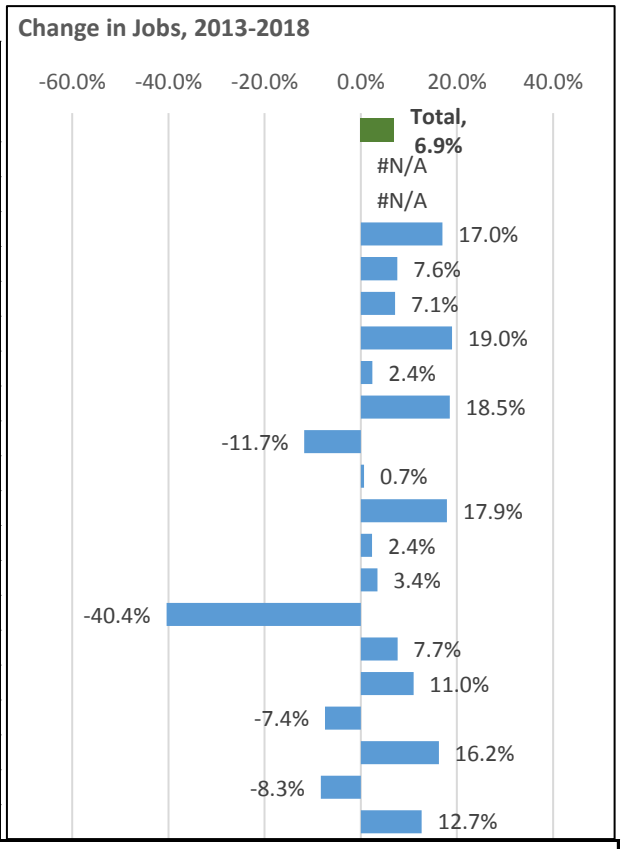

Source: DEED Quarterly Census of Employment & Wages (QCEW)

For more information on Region 2's population, labor force, and economic trends, contact:

Chet Bodin | Regional Analyst, Northwest Minnesota
Brainerd WorkForce Center | 204 Laurel St., Suite 21 | Brainerd MN 56401
Office: 218-825-2183
Email: chet.bodin@state.mn.us
web: www.mn.gov/deed/data/regional-lmi/